



TIME TO **RENOVATE**

*There are many reasons for renovating a facade
and just as many solutions.*

Golden freedom

Historical building is restored to its original
true form with Baumit renovation

THE GARDEN IN AUTUMN

Your garden permanent, safe, and beautiful.

editorial

Dear readers!

We hope that you got through the summer months and the associated busy construction season well. We are pleased to say we were able to largely maintain our production and supply our customers reliably as usual.

Now that the number of COVID-19 infections is on the rise again across Europe, it is time again to exercise caution to prevent a recurring lockdown. At Baunit, we do everything we can to live as much normalcy as possible despite increased safety precautions. We want to continue to be your reliable partner whenever you need us, even in these challenging times.

In this issue we have focused on renovation because we believe that this topic is becoming more and more important in terms of sustainable management. Refurbished buildings also offer a healthy living space for their residents, especially in times when we spend more time at home (or in the home office) than usual, which is of inestimable value. Read all about revitalisation and renovation in our editorial.

We wish you a successful autumn, stay healthy, take care of yourself and those around you professionally and privately.

Baunit UK

Contents

03 Renovation, the right way: : renovation, restoration, and revitalisation.

10 Golden freedom: renovation at the highest level.

12 Online at your service: The Baunit website, full of tools and the best advice.

14 You can build on Baunit: Safely into the future with Baunit.

16 Strengthening the immune system: making time at home more healthy.

18 When walls speak for themselves: : Baunit in conversation with street artist Lonac

20 NNews from Baunit World: Projects, Awards, People

Credits: Owner, editor and publisher: Baunit Beteiligungen GmbH Editing: G. Neubacher, E. Fürst · E-Mail-Contact: Beteiligungen@baunit.com · Responsible for the content: Günter Neubacher · Graphics Concept, text, layout and litho: Truth s / w advertising agency GmbH, Kantgasse 3, 1010 Vienna, Tel.: 01/533 02 02, Fax: 01/533 02 02-16, www.wahrheit.com · Object of the publisher: building materials industry Place of dispatch: Vienna Basic direction of the medium: Information from the construction industry Reprint: only with the approval of the publisher. The magazine is free of charge for all Baunit partners and friends. According to § 22 of the Data Protection Act BGBl. No. 565/1978, the editor informs you that your name and address for sending this magazine will be saved automatically can be. Disclosure According to §25 of the Media Act: This magazine is 100% owned by Baunit Beteiligungen GmbH.



Reduce energy
consumption

Better quality
of life &
wellbeing

Increase
property
value



Time for Renovation

Do you think that renovating old buildings is only for old romantics? Not even close! Of course, the charm of old houses has its effect, but old buildings have advantages that go beyond their pure charisma. To ensure the renovation of old walls does not become a never-ending story, there are suitable systems for **renovation, restoration and revitalisation**.

You shouldn't wait too long to renovate a facade, as damage that has already occurred will only become more costly to repair. The facade is the 'calling card' of a building and its flawless surface serves not least to protect the building from external influences but can also ensure the property's value is maintained through renovation measures.

Examination of the surface

Every renovation begins at the bottom. Prior to renovation work, in any case, the surface must be clean, dry, stable and free of dust and frost. To do this, the facade should first be cleaned of even the coarsest residue with a broom. Is there any dirt, algae or mould? Then we recommend cleaning with Baunit ReClean or pre-treatment with FungoFluid.

The tape test can then be used to determine whether the plaster is still stable. And this is how it works: Press a long piece of strongly adhesive tape onto the facade and then quickly rip it off. If paint remains stuck to the adhesive tape, at least a primer should be applied before painting. If larger pieces get stuck, there are some indications that a complete facade renovation could be due.

Primer first

The prerequisite for any durable renovation is the appropriate substrate treatment with a primer. It optimises the surface and mediates between the old and new coating.

Minor damage

With normal soiling, priming with Baunit Primer and then painting with a BaunitColor is sufficient. If there are cracks present in the plaster, it can be treated with Baunit FillPrimer or MultiWhite, depending on the crack size, and finished with a topcoat or either BaunitTop or Color.

Major damage

If you discover major damage such as moisture or salt efflorescence when inspecting the facade, a comprehensive, full masonry diagnosis by an expert is advisable.

Masonry analysis

Baunit offers a professional masonry analysis on request. This is on the one hand a plaster analysis and on the other hand a moisture determination and salt analysis. Samples should be taken from areas that are as representative as possible, i.e. where the masonry is particularly damaged. It is best to contact the responsible Baunit specialist to have the samples taken and sent. Baunit will then provide you with a letter outlining the results of the laboratory tests.

Renovation plaster as a saviour in an emergency

With Baunit Sanova renovation plaster systems, restoration of both moisture and salt affected buildings can be achieved. Sanova Sanierputz is a special mixture of dry mortar, which is characterised by high porosity and water vapor permeability with simultaneously reduced capillary conductivity. Baunit Sanova is applied to the masonry and serves as a "buffer" there. This way, rising damp cannot spread inside the wall and nothing stands in the way of healthy and beautiful living.

On the following pages you will find out more information for the preparation of substrates and the repair of minor or major problems on the façade.



Primer FIRST!

**Standard
substrates:**
UniPrimer &
PremiumPrimer



Sandy substrates:
MultiPrimer &
SanovaPrimer



Cracks:
FillPrimer



Primers are the prerequisite for the success of any permanent renovation. The right primer optimises the substrate and forms the perfect adhesion layer between the old and new. .

It's all about the base

Before starting work on the facade, the surface must be thoroughly cleaned of dust, frost or deposits with a broom. The best way to test the stability of the plaster is with a wide adhesive tape. Choosing the right primer depends on the damage to the facade: dirt, algae & mould, a sandy surface, cracks or peeling paint.

Solutions for every facade situation

Dirt deposits on the surface create a separating layer for subsequent coatings. So, dirt can prevent the new paint from adhering. **Tip:** Clean the surface with Baunit ReClean. Then all paints and plasters adhere perfectly. **Algae and fungi** cannot endanger the function of the facade, but they are extremely unsightly. In this case, treat with Baunit FungoFluid and then brush off. **Sandy surfaces** will reduce the adhesion of the new coating and make it flake off. First of all, the surface has to be treated carefully with a pressure washer. Then apply either Baunit SanovaPrimer or Baunit

MultiPrimer, depending on the substrate.. **Water-repellent or sealed substrates** require a primer for further use. Baunit SuperPrimer is the solution for these cases. **Highly absorbent substrates** can also negatively affect the subsequent layer. Baunit MultiPrimer is recommended for pre-treating these surfaces for facade plasters and paints. But even **standard substrates** need uniform water absorption to ensure adequate conditions for Baunit topcoats. Apply Baunit UniPrimer or Baunit PremiumPrimer with a roller, ready for painting. Baunit therefore offers the right primer for all surface coatings.



Highly absorbent substrates
MultiPrimer



Algae & mould:
FungoFluid



Critical substrates:
SuperPrimer



Dirty substrates:
ReClean





Classic **Facade** Revitalisation

Over the years, the facade loses its initial beauty and a facade revitalisation is necessary to freshen up the building. This could simply be a refresh to the visual appearance when the masonry is dry and not exposed to salt. If, on the other hand, the plaster crumbles or has cracks, appropriate substrate preparation measures are necessary.



If the examination of the substrate has shown that it is stable, the substrate can be cleaned up with a pre-treatment. After the right pre-treatment, such as cleaning dirt or removing algae and fungi (see primer on pages 4 and 5), nothing stands in the way of a visual revitalization of the building.

The Baumit colour system

If the facade has no cracks or flaking spots, two layers of Baumit facade paint are enough to restore the facade to its original shine. For example, Baumit StarColor is dirt-repellent like Baumit SilkonColor, but also hydrophilic and breathable like Baumit SilkatColor.

If you love intense and dark colours, Baumit PuraColor with Cool Pigments will keep the facade cool and the facade will stay clean and beautiful for a long time, even with complex parts of the building. Smaller cracks of up to 0.5mm can be removed with Baumit FillPrimer and then finished with any product in the BaumitColor range.

Baumit Multi Crack Renovation

If there are signs of aging on the facade in addition to the usual signs of aging, action should be taken quickly to prevent possible consequential damage. Because the larger the crack, the more water can penetrate and sustainably damage the building fabric.

Here the facade needs more detailed treatment to fully fulfil its technical and optical function. BaumitMultiWhite is the right choice for the local repair of cracks > 0.5 mm. Its innovative formula makes it water-repellent and highly flexible, making it the perfect reinforcement mortar for Baumit StarTex. Baumit MultiWhite is white and can be easily textured or smoothed. When textured, it offers the ideal substrate for the Baumit colour system.

For a perfect structure, however, we recommend the final processing with a premium Baumit facade plaster with the previously smoothed Baumit MultiWhite. Baumit NanoporTop e.g. has a nano-crystalline smooth structure in the microscopic range. This means that the facade stays clean and beautiful for twice as long.



Baumit Multi Plaster Renovation

Smaller damage to the plaster, such as flaking or broken edges on cornices and pilaster strips, can be repaired using Baumit MultiWhite as a filling mortar. In order to achieve a uniform surface for the final coating with BaumitColor, Baumit MultiWhite can also be used as a fine plaster.

Extensive plaster damage on facades must be repaired accordingly. In such cases, Baumit MultiWhite is recommended as a reinforcement filler with Baumit StarTex mesh. If large areas of the plaster system are damaged or no longer stable, these areas must be completely removed and replaced with new plaster.

Solutions for cracks



Cracks <0,5mm

Baumit FillPrimer

Stable cracks >0,5 <2 mm

Baumit Multi Primer

Baumit Multi White

Movable cracks > 0,5 mm

Baumit Multi White & Baumit StarTex
oder Baumit EWl

Baumit MultiWhite

Is the star among the multi products. A white modified mortar for repairing damaged plaster surfaces, for repairing cracks and for levelling plaster and concrete surfaces. Also, on remnants of old paint.



Renovation of Masonry

Moisture and harmful salts not only threaten valuable historic castles and churches that are listed as historical monuments, the owners of older single-family houses are also frequently confronted with this problem. Healthy living and working are only possible within four dry walls. Baumit knows how to successfully tackle water and salts.

Eliminate the causes

A permanent solution is only guaranteed if the cause of the damage is removed. A thorough inspection makes it easy to discover the causes and removing them saves a lot of effort and money in the subsequent remediation. However, with the help of Baumit renovation systems, it is possible to renovate damp and salt-contaminated masonry for many years.

Quick and easy to dry walls

With light moisture and low salt exposure, the renovation is as easy as attaching a conventional one Plastering system. Compared to an ordinary plaster, Baumit SanovaUni contains a large number of pores. This makes it very vapor-permeable, so that the moisture can escape quickly and continuously from the masonry. The pores also serve as a "reservoir" for the deposition of salts, which are usually associated with rising damp. In contrast to normal plaster, the surface of the restoration plaster remains dry and salt-free for many times longer.

WTA approved

Damp, salty masonry places special demands on renovation and maintenance because moisture and salts are always active. Baumit Sanova MonoTrass meets all the requirements of the WTA guidelines. It not only has a reduced capillary conductivity, but also a particularly high porosity and water vapor permeability. Baumit has the right products for every renovation case. In the case of very high moisture and salt exposure, an additional buffer layer with SanovaPor is recommended before Baumit MonoTrass is applied.



The Baumit Sanova renovation plaster system offers the right product for every renovation measure. Baumit Sanova MonoTrass is certified according to WTA guidelines and is particularly suitable for damp, salt-contaminated masonry. If the masonry is only exposed to moisture, the new moisture regulating plasters are the right choice. Speak to us for the best system recommendation.



The surface treatment

Attention should also be paid to the surface treatment, which should always be highly vapor permeable. On a facade, e.g. Baunit SilikatColor can be applied so that repaired parts are beautifully connected to the rest of the facade. The mineral, natural Baunit KlimaColor is recommended for interiors.

Restoration - the rehabilitation of historical buildings

Historic and listed buildings are unique reminders of a bygone era. They therefore deserve special treatment. Monument protection creates the prerequisites for the permanent preservation of valuable buildings. Restoration work should always be left to professionals. Baunit building materials and historical recipes are adapted in their properties to the historical models and are therefore the ideal solution for recreating building jewels with tradition as accurately as possible. (Read more about this in the next Baunit magazine.)



Easy to use – Sanova Uni and Sanova MonoTrass

Renovation work is simple and effective when using Baunit Sanova Uni or Sanova MonoTrass and is a perfect alternative to more common plaster products. Achieve a successful application by following a few basic rules:

1. The dilapidated old plaster must be thoroughly removed at least 1 meter above the visible moisture limit. Then dust the surface well with a broom or vacuum cleaner. Do not clean the surface with water, as this will again dissolve salts and increase their migration to the surface.

2. In the case of salts on the surface or in the masonry, these must be brushed dry and treated accordingly with Baunit AnitSulfat or Baunit SanovaPor.

3. If there are cracks in the masonry, apply Baunit SanovaPre to cover it and then fill it up with Sanova Uni or Sanova MonoTrass

4. If necessary (depending on the weather) the surfaces should dry for 3 to 6 days or the interior should be well ventilated. Now the restoration plaster Sanova Uni or Sanova MonoTrass is mixed and applied according to the instructions. The restoration plaster is applied in 2 layers. The first layer with a thickness of up to 30 mm, the second layer with 5 mm. In order to ensure optimal function, a total plaster thickness of at least



20 mm, with high salinity of 30 mm. The fresh restoration plaster is now pulled with a grape brush or a surface smoother and roughened with a cleaning comb. Danger! Protect the restoration plaster layer from drying out too quickly!

5. After 1 day of idle time, sweep the restoration plaster overlay to remove dirt and any salts that may penetrate through. Now apply the second layer of restoration plaster in a 5 mm layer and rub in like a fine plaster. The plaster surface should be made even. Before another topcoat (paint or textured plaster), a standing time of 7 days per 1 cm plaster thickness must be observed. Finished!

The good news, both Sanova Uni and Sanova MonoTrass can be applied by hand or with a suitable plastering machine.



For damp walls, basements, plinth facades and interiors - which affect the visual appearance but also the health of the residents.

Golden Freedom

Forever Young! After more than a century, the **Vienna Secession** shines in new splendour and is as beautiful as the day it was built. In order to meet the high demands of monument protection, the renovation required the very highest product quality. The Bauplan NHL product range is the ideal partner when - as here - historical facades need to be restored true to the original. The Vienna special price for urban renewal confirms the renovation at the highest level.





Winner of the second place at the public Voting the Baunit Life Challenge 2020/21:

Joachim Csekits (r), Novotny building, with Baunit employee Thomas Massatsch (l)

The Secession is one of the most impressive art nouveau works in Austria. Around 30 years after the last general renovation, the renewed renovation and modernisation of the listed building jewel was tackled.

Renovation of the dome and the facade

At the beginning of December 2017, the renovation of the facade and the restoration of the dome began. A total of 2,500 leaves and 311 laurels in the famous dome, affectionately known by the Viennese as the "Goldene Krauthappel", had to be re-gilded - just one of the many restoration tasks on the building of the Vienna Secession.

The construction project was completed at the end of August 2018. The extensive renovation was carried out under the leadership of the architect Adolf Krischanitz from Novotny Baugesellschaft, while the museum was still open. The following measures were carefully implemented: renovation of the glass roof and facade, installation of a lift for barrier-free access to the Beethoven frieze and extensive modernisation of the exhibition rooms.

Finished products for monument protection

The Secession was founded in 1897 by a group of artists around Gustav Klimt who had split off from the conservative Künstlerhaus. The exhibition building planned by Joseph Olbrich is considered a prime example of Art Nouveau. During the renovation, the requirements of the monument protection presented a special challenge. The new external plaster had to do justice to the historical substance. This is where Baunit came into play: The fascination of valuable buildings motivates Baunit time and again to develop products for perfect renovations. With the Baunit NHL product range, high-quality premixed dry mortars are available for listed buildings; Natural hydraulic lime serves as the basis. When

examining historical buildings one finds natural hydraulic limestone, without whose special resistance it would have been impossible to survive centuries without damage.

Among other things, NHLFeinPutz, a cement-free, mineral fine render based on NHL, was used for the flawless surface of the Secession. The product for painting is also particularly suitable for monument protection: SanovaColor, a highly diffusion-open, mineral facade paint based on water glass.

Special price for urban renewal

The elaborate renovation, which was carried out in just six months, has already been officially recognised: The Vienna Construction Guild awarded the project the special prize for urban renewal in 2019. A record number of 29 objects was submitted for the 34th Vienna Urban Renewal Award. "Our master builders and their partners wake up old buildings from slumber and beautify tourist magnets like the Secession with a lot of specialist knowledge. That is why we bring them in front of the curtain", says Rainer Pawlick, guild master of the Viennese construction industry.



Baunit Products

Baunit NHL Fine
Baunit NHL Manu
Baunit NHL Multi
Baunit NHL Pre
Baunit NHL SuperFino
Baunit Sanova Cley
Baunit SumpfKalk
Baunit PuraColor
Baunit SanovaColor
Baunit SanovaPrimer

Note: read more about the historical renovation in the next Baunit magazine.

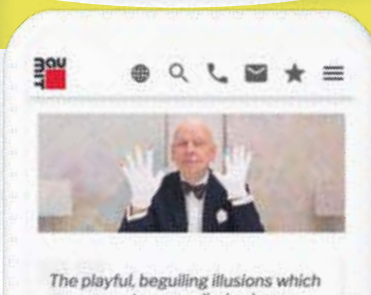
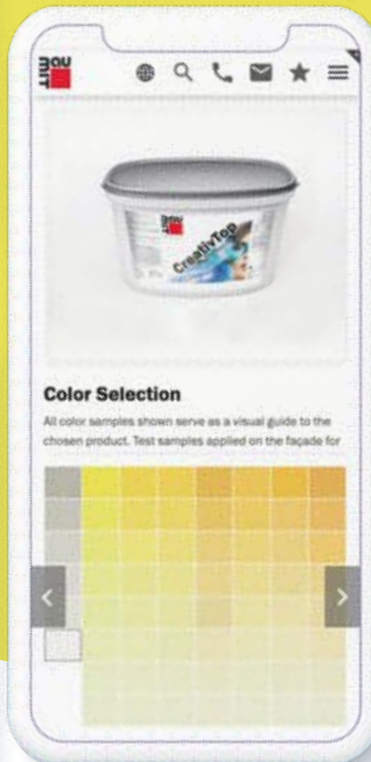

The fascination of valuable buildings motivates Baunit to develop products for perfect renovations - including the high-quality NHL product range for listed buildings.

Baumit

online at your service!

The days are getting shorter, the sky is grey and we long for the lush colours of summer.


It's good to know that it shines a little more intensely here and there on the facades of the houses. The choice from Baumit Life, Europe's largest colour palette for the facade, is also huge. 888 colours and creative textures. Many new tools on the Baumit website can help you to find the best facade paint for every project..





With 888 colours you have almost endless possibilities for colour design on the facade. The right choice is not always easy. Baunit therefore offers professional colour advice for facade design at many locations. However, in order to be able to get ideas online, there is tailor-made "colour advice" on baunit.com for every planning status and every object. Selected reference projects and award-winning objects help with choice and serve as inspiration for your own project. So everyone can find the perfect colour combination for the facade, which will last for years.

But the colour you want is not enough; the right colour recipe is just as important. This depends on the substrate, the desired texture or finish, colour effects or the intensity of the colour. The best thing to do here is to consult the product pages and browse through the proposed solutions for every facade situation.



In addition, renowned colour experts provide insights into the DNA of many of the 888 available shades and explain the moods that are psychologically associated with the colours. This makes it very easy to find the perfect colour tones for every project as early as the planning phase. Pure inspiration at baunit.com

It's the amount that counts!

Whether on a large construction site or when planning a single-family house, ordering the right amount of materials is more difficult than expected.

A new Baunit service efficiently supports planners and builders in calculating the required quantity. Depending on the size of the project, the material requirements can be quickly calculated on the respective product page on baunit.com. The new Baunit quantity calculator can calculate the correct number of buckets or sacks that are needed on the construction site by entering the size of a project. The calculation becomes even more precise through the additional specification of the layer thickness or the entry of special applications. What used to be a difficult calculation problem can now be solved in seconds on baunit.com. If you have specific questions or are unclear, the competent Baunit customer advisors are of course always the right people to contact.

*All data relates to average values and may vary depending on the substrate and external conditions. The calculator is available for a variety of products to offer a guide.

On **Baumit** you can

BUILD

Our society and thus our economy has been held in check by an invisible virus for several months. In times of crisis it is risky to make predictions for the future. But one thing is certain: we will emerge stronger from this exceptional situation. Every crisis also brings new opportunities. In the future, economic growth will have to go hand in hand with environmental protection and sustainability in all areas of life.

Fortunately, today, more than six months after the outbreak of the pandemic, there are no noticeable restrictions in terms of production that would prevent a continuous supply of Baumit customers. We have enough raw materials, components, and packaging for our production. Energy is available, and the logistics work perfectly.

In production

We are aware that this situation is primarily about human health. Immediately after the outbreak of the pandemic, preventive measures were taken immediately. We continuously encourage our employees to take responsibility for themselves and, where possible, work from their home office. The production and logistics of the building materials had to be adapted to the exceptional situation. The main aim was to avoid direct contact in production: we have protective equipment, there is regular disinfection of the work areas by a specialised company, we maximize the electronic circulation of documents and implement electronic information transfer to the warehouse, directly to the forklift drivers. In this situation, some decisions are made faster than usual. The discipline of our employees was and is exemplary, although it was not easy for all of us.

Professional advice

We provided technical support and advice in a relatively standardised way. So more intensive phone calls were made. Video calls were made instead of a face-to-face visit, but face-to-face meetings were of course also possible when necessary. For a long time, we processed many of our services electronically, which has now become a matter of course.



Baumit emergency ration


The construction sector was badly affected by the health crisis. Recovering on the construction site was not easy. That is why Baumit wanted to support its customers on site. Our sales force had the pleasure of delivering a special bucket with a small snack, energy drinks and other goodies to the construction site: the Baumit Snack-Top!



Health and safety first

We are glad that we managed to maintain the capacity and speed of production and that it was not necessary to take additional measures. The situation was practically changing from day to day and no one knew whether it might not be necessary to reduce or stop production. We tried to eliminate the risks as best as possible and to minimise the negative consequences of the crisis for our customers as much as possible. We would like to thank all of our customers, partners and employees for overcoming this difficult time together. And we are sure that we will be able to face other "challenges" that the future holds for us.





It was only during the Corona crisis, many of us really became aware of the importance of our own four walls for health and well-being. Robert Schmid had the idea of how all Schmid Industrie Holding employees could make their time at home more positive and healthier ...



**Coming
to the
UK soon**



The Baumit Ionit action strengthens

the immune system

Health-promoting Baumit Ionit wall paint to be available free of charge to all employees of all Schmid industrial companies across Europe: That was the promise that Robert Schmid made during the lockdown. The response was enormous - an overwhelming number of employees took advantage of the "Baumit Ionit campaign". In the difficult time of lockdown and home office working, it was possible for employees to beautify their living and working space, whilst at the same time promoting good health, well-being and strengthen their immune system. Made possible by Baumit Ionit, a wall paint that has been proven to have positive effects on the room air.

From the Ionit souvenir album

But nothing in life is free. Of course, Robert Schmid requested something in return from the recipient: a photo of their painting project to become a part of a digital "Ionit souvenir album". Some of which we have shared with you on this page.



Baumit Ionit strengthens the immune system

The quality of the indoor air depends on a number of different factors, such as temperature, dust, bacteria, etc., but also on the number of air ions. The air can transmit diseases or trigger allergies. Healthy air, on the other hand, promotes vitality and performance. An important indicator of this is the number / concentration of air ions in living spaces. The more ions there are in the room, the better the air quality. Air ions attract fine dust and pollen and clump them together into larger, heavy units. These fall to the ground more quickly and can no longer be breathed in. And it is precisely this effect that Baumit IonitColor supports. It permanently increases the number of health-promoting air ions and thus makes an active contribution to a healthy indoor climate. Studies at the University Medical Center Freiburg have shown that air ions can strengthen the immune system against viruses and bacteria in humans - an extremely important function, especially in times like these.

More information at baumit.at/ionit





If... WALLS could talk

On the eve of the Boutique Art Fair "Non-Aligned", which took place from June 18 to 21, 2020 in Lauba / Croatia, we had the opportunity to talk to the extraordinary street artist Lonac. His "workplace" ranges from his hometown of Zagreb to Vukovar, Skopje and Tomara to Ostend. Baumit was allowed to provide the artist with colours for the exhibition, in return he granted us this interview.

Baumit: Why Street Art and how did it start?

Lonac: I graduated from the graphic arts academy where I got interested in old techniques like copperplate engraving. Street Art has always been exciting for me because of its looseness. In the nineties, in elementary school, I came into contact with graffiti for the first time, I kind of grew up with the subculture. Inspired by graffiti, I started painting.

Do you prefer to work in your home country or abroad?

The main difference is that street art is much more promoted abroad and viewed as serious art.

What challenges do you face before each project?

It depends on the organisation. The craziest thing is looking for cranes, paint, and a wall. Sometimes you have to compromise, e.g. in residential buildings where the tenants have a say. In Germany, England and America you can work much more freely.

Do you have an unfulfilled wish, a place to paint?

Some festivals are particularly interesting for me. For example Pow! Impressive! on Hawaii. As a wall, I would be interested in one at Paromlinska Central Station.



"Polupani Lončići" painted at Lauba, Zagreb, 2020.

Do you choose your wall or does the wall choose you?

It depends on. There are many neglected areas in Zagreb. So it's easy to find a place where you can do what you want. Painting to order is something else, someone comes up with an idea and I'm just a handyman. Here, the boys are ashamed to work to order. Because here you are not taken seriously as an artist.

What are your favourite subjects?

I try to change them a little every year. Because otherwise people fix me on motives. The whole point of street art is to go against what galleries do. They dictatorially determine what an artist is and he has to accept this untruth. I keep working for myself.

Which of your murals is your favourite and why?


Some earlier here in Zagreb. And maybe this one here in Lauba - This is my first social criticism.

Do you prefer to use spray to make murals or do you prefer paint?

I prefer paint, although spray can do some things that are much harder to achieve with acrylic. The advantage of paint, however, is that you can achieve certain tones that cannot be sprayed.

What is your experience with Baumit paints?

Acrylic in general can be tricky, especially with wall paint. Light tones can darken, dark tones appear lighter. But Baumit facade paints are good, and drying does not change the tone.



Baumit World



Hungary

Renovated kindergarten

"In terms of social responsibility, Baumit Hungary is committed to supporting non-profit and social institutions around its production facilities. That is why Baumit has already renewed the wet rooms in 5 schools and kindergartens in the last 5 years! ", Says Gabor Illy, CEO of Baumit Hungary. The kindergarten near Baumit Hungary's headquarters has a very old history. After almost 100 years, the building had to be completely renovated. Among other things, the damp masonry and the floor were renewed and renovated with Baumit products, and new pipes and sanitary facilities were installed. All work was done with Baumit products such as Manu, Fino, Nivello and the full range of Baumacol.



Austria

Excellent "klimaaktiv mobil" project partner

Baumit lime crusher system to save around 4,650 tons of CO2 in raw material extraction by 2040

Baumit was named an exemplary "klimaaktiv mobil" partner by the Federal Ministry for Climate Protection, Environment, Energy, Mobility, Innovation and Technology on August 20, 2020. By relocating the jaw crusher in the company's own limestone quarry in Dürnbach, almost 80,000 liters of diesel or 233 tons of CO2 will be saved annually in the future. By 2040, when Austria's government plans to phase out fossil fuels, the savings will amount to a remarkable 1.57 million liters or around 4,650 tons of CO2. "The climate-friendly mining of raw materials will save 165,000 kilometers of driving distances by 2040 and we will ensure climate-friendly limestone mining in the coming years." explains Manfred Tisch, technical director of Baumit GmbH. The investment costs amount to a total of 1.5 million euros.

Croatia

No compromise on the climate

The well-known moderator & influencer Doris Pinčić Rogoznica is already known to be uncompromising when it comes to the health of her family. The task of modern building today is to save energy, the walls are becoming more and more impermeable. Baumit has therefore developed Baumit KlimaColor paints to ensure optimal, stable humidity and room temperature. So had Doris decided to pay attention to other criteria than beautiful colours and therefore opted for a reliable, healthy solution in terms of interior paint: According to research by the VIVA research park, Baumit silicate paints guarantee a healthy microclimate in interiors. No emissions, no solvents, no odor unbeatable arguments for choosing Baumit KlimaColor. Doris was finally won over by these advantages and the aesthetics of the diverse colour palette.





baumitturkiye

Turkey

Baumit series on Youtube

Due to Covid-19, people had to spend most of their time at home. In every crisis there is also an opportunity. Baumit Turkey prepared some videos for DIY enthusiasts. These explanatory and entertaining YouTube videos show how to use the new Baumit products without any problems. Series number 1 "You are the master at Baumit" first appeared in July on Instagram and Youtube. The correct use of MosaikTop and CreativTop is demonstrated here. The cast consists of creative employees from Baumit Turkey. The second show is called "2Architects" and went on air in August via Instagram and Youtube. Two architects come together here and develop creative ideas for Baumit products. This series shows which decorative objects can be made with ready-to-use Baumit concrete mix and DesignLife paints.



Russia

Restoration workshop

"At the foot of the Barbican": A workshop for architects and restorers took place in Crimea from August 26th to 28th. Baumit Russia was a partner in a scientific and educational project and gave lectures to the Union of Restorers of Russia. The participants were specialists in the field of restoration, architects, students of specialised universities, as well as representatives of the Ministry of Construction of Crimea. The topics of the lectures were: Baumit materials - current solutions in the field of restoration. This event was a continuation of the national restoration projects that Baumit started with lectures at an Italian restorer in Vologda (RU). The illustrious audience was extremely interested in Baumit's innovative restoration solutions.





Revitalization
Baumit MultiSystem

Effective **Facade** Lifting for Lasting **Beauty**



Baumit MultiWhite is the key product for renovation and revitalization.

Perfect for filling up cracks and repairing flaking renders and edge breakouts in combination with Baumit StarTex. It creates a new homogenised and structured substrate for painting and coating.

- White repair mortar
- Fiber-reinforced fine plaster
- Strong reinforcing mortar

Ideas with a future.