



Renew and improve

Baumit Renovation Systems
***The easy way to
renovate your façade***



Baumit Renovation

From old to new

- **Simple**
- **Quick**
- **Durable**

A façade is not just a means of decoration, but is also a protective shield for every building. As such, it is exposed to many different environmental stresses on a daily basis, which can leave their mark over time. From sun-induced colour fading to deep cracks and algae or mould infestations, there are many different factors that can rob a façade of its initial shine and prevent it from functioning properly.

Whatever the reason, Baumit has the right system solution for every renovation. Starting with professional substrate preparation right through to the final coat of Baumit façade paints or render.

Substrate preparation

In order to ensure that the topcoat adheres correctly, the substrate must be sufficiently sound, dry, stable and free of dust and frost. The substrate must therefore be assessed before the start of the painting work and any necessary substrate preparation must be carried out to bring it up to the required standard.

SUBSTRATE PREPARATION



Baumit MultiPrimer

Water-vapour-permeable. For stabilising mineral and organic surfaces and reducing & equalising water absorption before the application of all Baumit final coatings. Solvent-free.



Baumit SanovaPrimer

Primer for stabilising friable surfaces. Suitable for lime/cement and chalky renders. Not suitable for exposed masonry!



Baumit FungoFluid

Ready-to-use, water-based solution for the treatment of façades and wall areas affected by fungi and/or algae.



Baumit FillPrimer

Universal, crack-filling primer. Especially suitable for the renovation of hairline cracks.



Baumit Antisulfat

Aqueous solution for the chemical treatment of harmful salts (sulfates and chlorides) during masonry restoration.

RENOVATION SYSTEMS

Baumit Paint System

For surfaces with no visible cracks that just need refreshing. Prepare the surface with the respective Baumit Primer and finish with two coats of any Baumit high quality façade paint.

Cracks smaller than 0.5mm




Small cracks in a façade allow water to penetrate, which can then freeze in the winter, resulting in far greater damage. For cracks smaller than 0.5mm, all you need to do is fill in the cracks by painting over them with Baumit FillPrimer and then finish with two layers of one of Baumit's high-quality façade paints.

Cracks greater than 0.5mm

If the façade has larger cracks that are clearly visible to the naked eye, it is at risk of water penetrating the surface causing long-term damage to the structure. A solution is to use Baumit's MultiContact MC55 as a basecoat. It's water-repellent and flexible properties make it the ideal reinforcing mortar for Baumit StarTex textile-glass mesh. You can subsequently add the finishing touch to your façade with one of Baumit's high-quality Tops and paints.

Age-related Façade renovation

RENOVATION SYSTEMS

			
Paint System Colour	Crack System Cracks < 0.5mm	Crack System Cracks > 0.5mm	
<ul style="list-style-type: none"> ■ Quick ■ Easy ■ Beautiful 	<ul style="list-style-type: none"> ■ Filling ■ Quick & easy ■ Renewed protection 	<ul style="list-style-type: none"> ■ For renovating existing render ■ Improved protection ■ For static and dynamic cracks 	
All Baumit façade Colors	All Baumit façade paints (optional)	All Baumit façade paints (optional)	PAINT
	All Baumit façade Tops	SEP NanoporTop StarTop PuraTop SilikatTop SilikonTop GranoporTop MultiFine RK 70 N	TOPCOAT
		Premium Primer	PRIMER
		StarTex	REINFORCEMENT MESH
		MultiContact MC55	BASECOAT
Baumit Primer*	FillPrimer	Baumit Primer*	SUBSTRATE PRETREATMENT

*Depending on substrate



baumit.com

Baumit Ltd

t: +44 (0)1622 710 763
e: contact@baumit.co.uk
w: baumit.co.uk

V05.2021

Unit 2 Westmead, New Hythe Lane,
Aylesford, Maidstone, Kent, ME20 6XJ

Baumit. Ideas with a future.